




Series | Bellows vacuum cups SB

High-temperature HNBR bellows cups, 1.5 folds – SKH-B1

High-temperature HNBR bellows cups, 1.5 folds – SKH-B1

UP TO 160 °C (320 °F) & MINIMUM MARKING



Product notes

Bellows vacuum cups for uneven surfaces with suitability for removing hot plastic parts to be painted from an injection molding machine.

Advantage

- > Free of silicone and other paint-wetting-impairment substances (PWS)
- > Minimum marking
- > Bellows compensate differences in height and enable good adaptation to curved or uneven product surfaces

Technical data

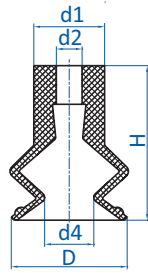
Item no.	Model	Height	Number of folds	Material / Color	Usage temperature [°C (°F)]
23.005.178.14	SKH-B1-5	2	1.5	HNBR (ge)	0 - 160 (32 - 320)
23.008.166.14	SKH-B1-8	3.5	1.5	HNBR (ge)	0 - 160 (32 - 320)
23.011.008.14/2	SKH-B1-11	4.5	1.5	HNBR (ge)	0 - 160 (32 - 320)
23.015.122.14	SKH-B1-15	5	1.5	HNBR (ge)	0 - 160 (32 - 320)
23.016.016.14/2	SKH-B1-16	6	1.5	HNBR (ge)	0 - 160 (32 - 320)
23.020.124.14	SKH-B1-20	8	1.5	HNBR (ge)	0 - 160 (32 - 320)
23.030.125.14	SKH-B1-30	9	1.5	HNBR (ge)	0 - 160 (32 - 320)
23.043.096.14	SKH-B1-43	12	1.5	HNBR (ge)	0 - 160 (32 - 320)

Accessories

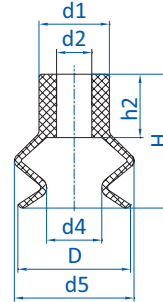
Item no.	Suitable fittings							Suitable spring leveler (Snap-in)	
	M5-male	M5-female	M6-male	G1/8-male	G1/8-female	G1/4-male	G1/4-female	Spring leveler	Height
23.005.178.14	270.153	--	--	--	--	--	--	--	--
23.008.166.14	270.153	--	--	--	--	--	--	--	--
23.011.008.14/2	270.013	270.005	270.103	270.003	270.015	--	--	50.037	25
23.015.122.14	270.010	270.005	--	270.009	270.007	--	--	50.330	9
23.016.016.14/2	270.013	270.005	270.103	270.003	270.015	--	--	50.037	25
23.020.124.14	270.311	--	--	270.063	270.061	--	--	--	--
23.030.125.14	--	--	270.312/19	270.030	270.019	270.274	270.275	--	--
23.043.096.14	--	--	270.315	270.196	270.114	270.190	270.192	--	--



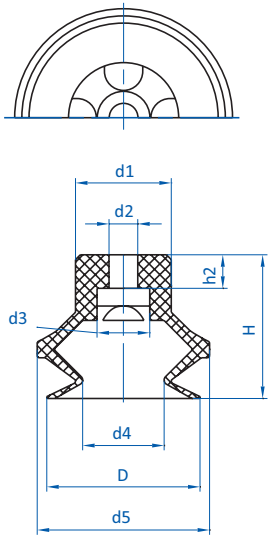
Dimensions



Drawing A



Drawing B



Drawing C

Item no.	Drawing	Ø D [mm]	Ø d1 [mm]	Ø d2 [mm]	Ø d3 [mm]	Ø d4 [mm]	Ø d5 [mm]	H [mm]	h2 [mm]
23.005.178.14	A	6	5	2	--	2.2	--	9	--
23.008.166.14	A	9	5.5	2	--	3.8	--	12	--
23.011.008.14/2	B	12	10	5	--	4.5	12	16	9
23.015.122.14	C	16	8.5	3.6	6	8	17	16	1.7
23.016.016.14/2	B	16	10	5	--	8	17	19	9
23.020.124.14	C	21.5	15	4.5	11	10	23.5	20	4.6
23.030.125.14	C	32	20	6	11	17	36	30	7
23.043.096.14	B	43	18	8	--	23	45	27	12